



eyeheight

keyEyesHDI quick start

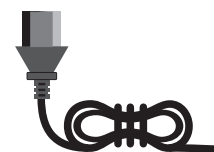
I.Box Contents




keyEyesHDI



User Manual & Quickstart

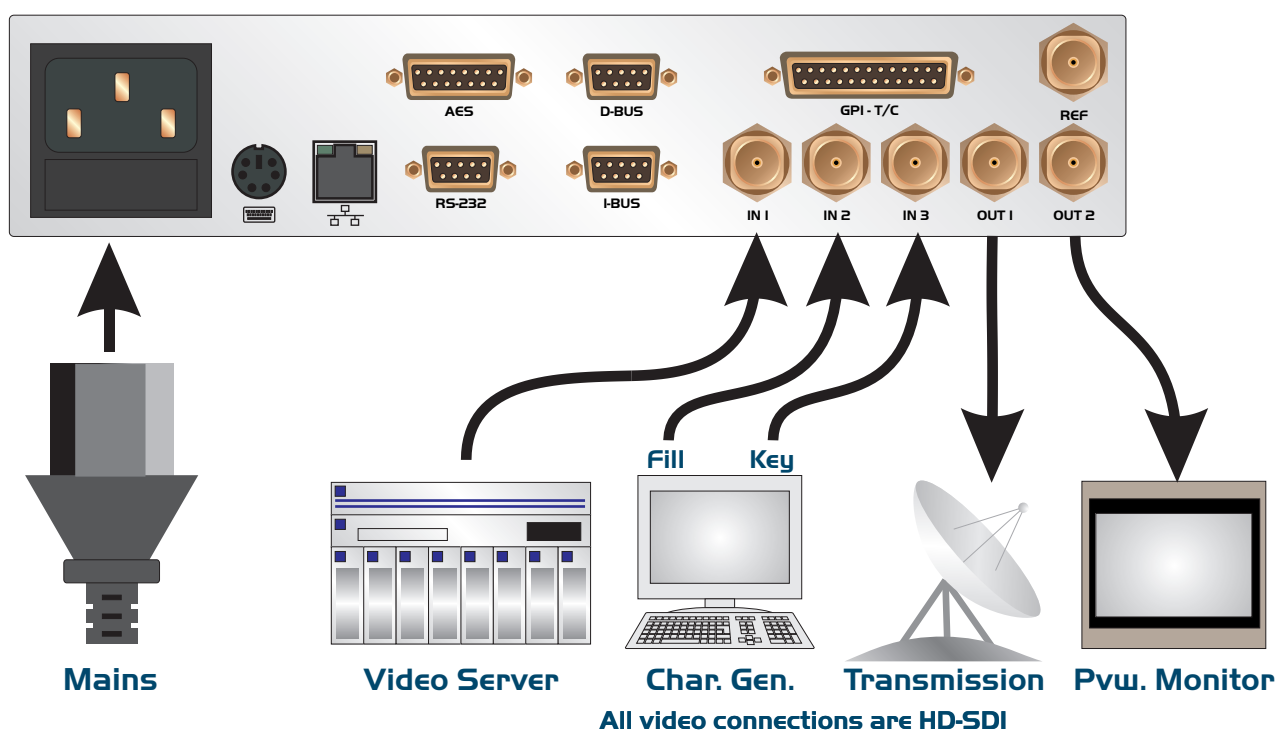


Power Cord



Feet

2. Typical Connections



3. Control Panel

1. Power/Status LED
 Green - normal operation
 Orange - product is loading

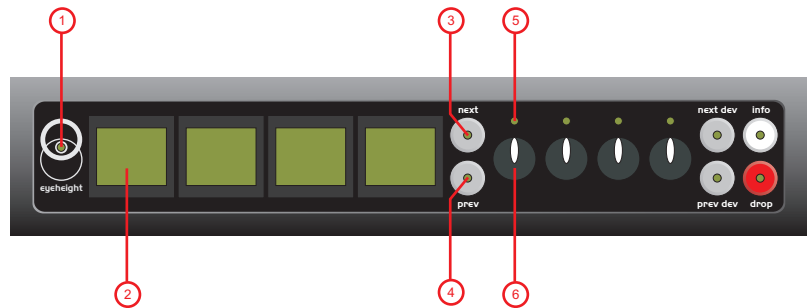
2. Menu Display/Button (1 of 4)
 Green menus adjust via push and digipot
 Yellow menus are information only
 Blue menus navigate the menu hierarchy
 Red menus have multiple variables, press the menu to "open" then adjust with digipots

3. Next Menu Button
 Navigates between menu sets in a level of hierarchy

4. Previous Menu Button
 Navigates between menu sets in a level of hierarchy

5. Digipot Active LED (1 of 4)

6. Digipot (1 of 4)
 Adjusts associated menu variable



4. Main Menus

